

# AquaClean® 12ST

Self Contained Extractor



Smart cleaning.

# AquaClean® 12ST

## Self Contained Extractor



### Ideal applications include:

- Hospitals/Healthcare Facilities
- Restaurants
- Schools and Universities
- Government Buildings
- Supermarkets

Technical Specifications	
Model	AquaClean® 12ST
Cleaning Path	12 in (30.5 cm)
Solution Tank	5 gal (19 L)
Recovery Tank	4 gal (15 L)
Vacuum Motor	1.2 hp, 2 stage
Brush Motor	1/4 hp
Waterlift	85 in (216 cm)
Flow Rate	0.43 gpm @ 60 psi (1.62 Lpm)
Power Cable	25 ft (7.6 m) Safety yellow
Weight	Net 68 lb (30.84 kg) / Shipping 94 lb (42.64 kg)
Operating Dimensions	
Height	36 in (91.4 cm)
Length	34.5 in (87.6 cm)
Width	13 in (33 cm)
Storage Dimensions	
Height	28.5 in (27.5 cm)
Length	25 in (63.5 cm)
Width	13 in (33 cm)
Part Number	56 265 300

Specifications are subject to change without notice.



©2009 Nilfisk, Inc. Form L1838A 8-27-09

## The AquaClean® 12ST Self-Contained Extractor is the Perfect Choice for Small Area Carpet Cleaning Needs.

If you're seeking a carpet extractor with greater productivity per tankful, then consider the benefits of the Advance AquaClean® 12ST self-contained extractor.

Ideal for facilities with smaller amounts of carpet, the compact AquaClean 12ST extractor houses a 5-gallon solution tank that cleans 1,000 square feet of carpet without refilling. That's an impressive 100% productivity gain over most competitors!

Unlike extractors with multiple spray jets, the single spray jet technology used in the AquaClean 12ST will cover a 12 inch cleaning path without leaving streaks or clogging. The aerodynamically engineered and advanced design of the laminar flow vacuum shoe provides smooth air flow and equal suction, allowing for better recovery of dirty solution.

The AquaClean 12ST extractor's simplified control panel illustrates the four easy operational steps. One master button turns the machine on and off. The solution flow switch dispenses water at an optimal flow rate to prevent over-wetting the carpet, which can harbor allergens and increase drying time. In addition, the heavy-duty handle of the AquaClean 12ST extractor folds down, making it an easily portable machine.

The AquaClean 12ST extractor includes a tools-free removable cylindrical brush with a storage position that allows the brush to be stored off the floor when not in use. Optional hand extraction tools for cleaning upholstery, steps or difficult access areas are available.

### Smart cleaning.

Our products are designed using innovative technology that increases productivity and drives down the cost to clean.

Maintain peak performance with Nilfisk Parts.




www.advance-us.com

SC351

# New standard for daily cleaning performance and manoeuvrability

- Next generation in daily small area scrubbing and drying





The unique rotating deck and 27 kg brush pressure enable SC351 to clean and dry both forward and backward reaching even the most inaccessible places



Low sound level allow daytime cleaning in sound sensitive areas



The powerful brush motor is designed for maximum reliability and cleaning performance

# Next generation in daily small area cleaning

## Easy cleaning everywhere

The SC351 is adding next generation performance to a century of Nilfisk traditions for trusted and reliable cleaning equipment.

The Nilfisk SC351 offers both forward and backward scrubbing and drying with an impressive brush pressure of 27 kg. This feature is extremely useful for cleaning in crowded places, between and behind tables, shelves, furniture and in other less accessible areas. Adding to that is an attractive price and unmatched reliability.

Ideally suited for cleaning of hotels, schools, small shops, offices, canteens and coffee shops, the SC351 is offering unique performance in a small and handy machine. Drop the mop, single disc or heavy, expensive machines and achieve remarkable results with the Nilfisk SC351:

- Rotating deck enabling this compact unit to scrub and dry going either forward or backward
- 27 kg of down pressure for outstanding scrubbing effectiveness.
- Powerful brush motor to increase reliability, reduce service costs and giving superior cleaning performance
- A redesigned deck ensures reliability and increased performance with low maintenance costs
- Optima batteries available offering high productivity, constant performance, less weight and more environmental friendly with the use of less lead
- Easy brush adjustment for perfect traction control
- New squeegee system with high suction performance, and patent blade retaining system for easy removal and change of blades
- Fast and simple maintenance: All components are accessible quickly, without the need for tools
- Adjustable water flow with two optional settings.
- Brush deck with large bumper rollers and spring system



Thanks to the compact design and foldable handle, the SC351 is easy to transport and store, even when space is limited



Removable two tank system with transparent plastic lid and rubber protected handles makes them easy to carry



# Reliability is also our mantra when it comes to service

A Nilfisk machine functions optimally when cared for by regular service and maintenance visits. Therefore we have created the optimal service solution: three levels of service reflecting different requirements and an optional supply of a substitute machine in critical situations.

## Service Solutions Standard – Professional maintenance

Your contract encompasses two yearly maintenance visits and 48 hours response time. Breakdown visits and spare parts are billed separately.

## Service Solutions Plus – Optimised performance

With the Plus solution you have a firm grip on your maintenance and repair costs while knowing that your performance is never compromised, only optimised.

## Service Solutions Premium – Maximised uptime

If uptime is your absolute top priority and key concern, Service Solutions Premium is the best choice. A quarterly maintenance visit is included, and there are no sudden financial surprises.

Ergonomic adjustable handle that easily can be folded for storage or transportation

On-board battery charger as standard

The brush and squeegee blades can easily be changed. No need for tools

You can quickly change blades without using tools

Two knobs beneath the tanks allow simple adjustment of the deck angle for full traction control



Simple to use control panel with three operating-modes makes it easy to control even for beginners

Removable tanks with transparent lid for easy inspection and for fast refill and cleaning

Patent elastic strap system to easy install and remove squeegee blades without any tools

Rotating deck and integrated squeegee enable both forward and backward cleaning

High performing Polyurethane squeegee blades as standard

Large rollers and spring system for shock absorption improve reliability

## Technical specifications


Description	Unit	SC351
Item no.		CM9087341020-04
Voltage	V	12
Rated power	W	500
Sound pressure level at 1.5m	dB(A)	64
Productivity rate theoretical/ actual	m <sup>2</sup> /h	1480/890
Scrubbing width	mm	370
Max speed	km/h	4
Solution/recovery tank	litre	11/11
Brush/pad diameter	mm	370
Brush pressure	kg	27
Brush speed	rpm	140
Length x width x height (machine body)	cm	73x43,5x47
Net weight	kg	44
Gross weight	kg	80
Shipping weight	kg	48
Shipping weight (full pkg)	kg	70

Specifications and details are subject to change without prior notice.

# ES300™ ST/XP & ES400™ XLP

Self Contained Carpet Extractors

The next generation  
of self contained  
carpet extractors  
from Advance



Powerful Cleaning | CRI certified to provide excellent cleaning performance  
Versatility | Pre-spray, interim cleaning or deep extractor with a single machine  
Easy to Use | Engineered with input from carpet cleaning experts to maximize user friendliness  
Compact | Easy to store between extraction operations

# ES300™ ST/XP & ES400™ XLP

## Cleaning carpet spaces in a big way.

With the introduction of the ES300™ and ES400™ self contained extractors, Advance has entered a new era of carpet cleaning. Built on the industry leading AquaClean® platform, these multi-purpose machines are ideal for cleaning your high-traffic carpeted areas. Featuring *LIFT™* as well as our Dual Cleaning Mode technologies, the ES300™ XP and ES400™ XLP allow you to perform deep cleaning or interim cleaning with super-quick dry times. With the Carpet and Rug Institute Seal of Approval, you can be certain that these machines not only thoroughly remove dirt and water, but also meet the highest standards in the industry to help extend the life of your carpets.



## *LIFT™* your facility to a new level of clean.

The ES300™ XP and ES400™ XLP both feature the proprietary *LIFT™* technology, allowing for incredibly fast dry times. This patented Low-moisture — Interim-cleaning — Fast-dry time — True-cleaning system consists of a single spray nozzle that eliminates streaking and overlaps that lead to longer drying times. *LIFT* gives your carpets a thorough clean yet leaves them ready for traffic in as little as 30 minutes, making these machines ideal for high-traffic areas and daytime cleaning.

## A better design for greater productivity.

With multiple new features that decrease time-to-clean, the ES300™ XP and ES400™ XLP models were designed to improve staff productivity. For example, each cleaning mode (*LIFT™* Mode, Deep Clean and Pre-Treat) can be quickly engaged directly from the panel. Plus, these machines are designed with increased tank capacity for extended operation as well as improved water pickup capability for faster drying.



## Making tough jobs easier.

The ES300 and ES400 not only increase productivity, they're also very easy to operate. One convenient feature is the front-mounted drain hose, which makes emptying the tank much simpler. Integrated hand tool (standard on XP and XLP models) prevents the loss and expense of replacement parts, and the brush head creates greater contact with the carpet and improved suction, leaving carpets dryer after cleaning. Finally, the compact design makes storage and maintenance much more convenient. These innovative features, among others, are why Advance machines are some of the most cutting edge and user-friendly available, making cleaning easier.



# Self Contained Carpet Extractors

- 1** The front-mounted drain hose allows for faster and easier dumping for the operator
- 2** Integrated hand tool offers quick access and eliminates the need for replacement parts (standard on XP and XLP models)
- 3** A floating brush head needs no adjusting, creating better carpet contact and improved water recovery
- 4** The removable tank with stowable handle makes the re-filling process far less cumbersome
- 5** All cleaning modes are mounted on the panel for quick engagement and easy operation
- 6** A larger tank with increased water capacity provides extended cleaning time and fewer refills
- 7** New handle design means improved maneuverability in tight spaces



Schools  
Healthcare Facilities  
Offices

Small Businesses  
Retailers



An adjustable handle allows for easy maneuverability, decreasing the need for backing into tight spaces. (ES400™ XLP shown)



The front-mounted nozzle makes dumping much faster and easier for the operator.



Simply flip a switch to easily shift from spotting to extraction mode.



The removable, increased capacity tank along with the stowable handle make refilling much simpler.

## Technical Specifications

Models	ES300™ ST	ES300™ XP	ES400™ XLP
Cleaning Path	16 in (41 cm)	16 in (41 cm)	18 in (46 cm)
Solution Tank	9 gal (34 L)	9 gal (34 L)	12 gal (45 L)
Recovery Tank	7 gal (26.5 L)	7 gal (26.5 L)	10 gal (38 L)
Pump	120 psi	120 psi	120 psi
Flow Rate Interim Cleaning Mode	N/A	0.17 gpm	0.17 gpm
Flow Rate Restorative Mode	0.7 gpm	0.7 gpm	0.7 gpm
Vacuum Motor	1.5 hp 3 stage	1.5 hp 3 stage	1.5 hp 3 stage
Waterlift	120 in	120 in	120 in
Brush Motor	1/3 hp	1/3 hp	1/3 hp
Brush Size	16 in (41 cm)	16 in (41 cm)	18 in (46 cm)
Vacuum Shoe Size	18.75 in (48 cm)	18.75 in (48 cm)	20.75 in (53 cm)
Flip Handle	No	No	Yes
Power Cable	50 ft	50 ft	50 ft
Minimum Machine Length	28 in	28 in	29.25 in
Machine Width	19.25 in	19.25 in	22.75 in
Tank Height	32 in	32 in	35.25 in
Gross Weight	102 lb	106 lb	118 lb
Sound	68 dB A	68 dB A	68 dB A
Model Numbers	56265502	56265500	56265501

Specifications subject to change without notice.



## Optional Accessories:

- 16 inch (41 cm) nylon standard carpet brush (pn 56265044)
- 16 inch (41 cm) nylon hard floor brush (pn 56265175)
- 16 inch (41 cm) MidGrit 240 hard floor brush (pn 56265176)
- 18 inch (46 cm) nylon standard carpet brush (pn 56265099)
- 18 inch (46 cm) nylon hard floor brush (pn 56265177)
- 18 inch (46 cm) MidGrit 240 hard floor brush (pn 56265178)
- Wand assembly with soft and hard floor tools (pn 56314402)
- Wand assembly with soft floor tool (pn 56265173)
- Hand upholstery tool (pn 56220070)
- Heavy duty soft floor wand (pn 56265305)
- Plug adaptor kit (pn 56265309)
- 15 foot (4.6 m) solution and recovery hose assembly (pn 56265174)
- Hose assembly – 96 inches (pn 56265753)
- Hose assembly – 184 inches (pn 56265754)
- Hand tool / hose assembly (pn 56265767)
- Hand tool / hose assembly upgrade for ES300 ST (pn 56265810)
- Hard floor tool assembly (pn 56265675)



Integrated hand tool  
(standard on XP and XLP models)



Visit <http://www.advance-us.com> or contact your Advance sales representative to learn more.

©2017 Nilfisk, Inc. Form L3438A 6-15-17



Nilfisk, Inc.

 **Advance**  
by Nilfisk



# ES4000

Total Carpet Care System



Smart cleaning.

# TOTAL CARPET CARE.

## One machine does it all, faster.



The **Advance ES4000 Total Carpet Care System** offers complete versatility, from everyday carpet maintenance to deep restorative extraction.

### You want productivity.

Upgrade from a fleet of dedicated use carpet extractors to a single high efficiency rider that offers vastly more productivity, better equipment utilization and faster cleaning. Realize productivity improvements of up to 400% over walk-behind sweepers and extractors. Clean better and clean smarter while reducing your total cost of ownership.

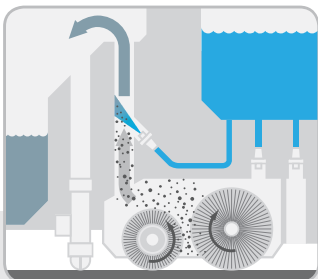
### You want flexibility.

Only one machine offers the versatility to care for your carpeted surfaces according to your facility's cleaning requirements. The Advance ES4000 lets you perform everything from daily touch ups of high traffic areas, to low-moisture cleaning, to periodic restorative extraction. All with complete control, simple, One-Touch™ operation and higher levels of productivity, in one machine.

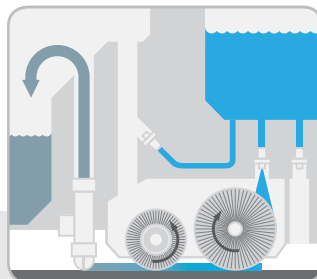
### You want value.

Why maintain multiple machines to handle carpets when one capable machine can do it all? The ES4000 delivers value every day. Compare overall cost of ownership of the ES4000 with the carpet maintenance equipment you need now and you'll find a Total Carpet Care solution.

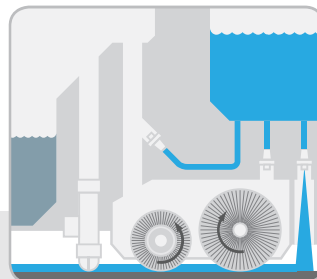
### Four distinct operational modes let you clean the way you want:



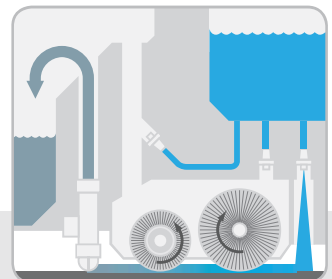
**Dry Sweep Mode**  
with dual brushes for daily sweeping and two-stage filtration for complete dust containment



**Interim Mode**  
with dry times under 30 minutes



**Pre-Treat Mode**  
using any Green certified products from pre-spray to encapsulates



**Restorative Mode**  
for deep extraction

# ES4000

## TOTAL CARPET CARE

Dry Sweep, Interim, Pre-Treat and Restorative Extraction with one machine

Open operator compartment offers maximum visibility and easy boarding

Adjustable steering column fits any operator and tilts upright for easy access

High-capacity tanks allow for extended cleaning times

Exclusive two-stage filtration system suppresses dust particles in Dry Sweep Mode

Dual Laminar flow vacuum shoes allow for more efficient recovery of solution

Dual cylindrical anti-microbial brushes clean and lift the carpet pile

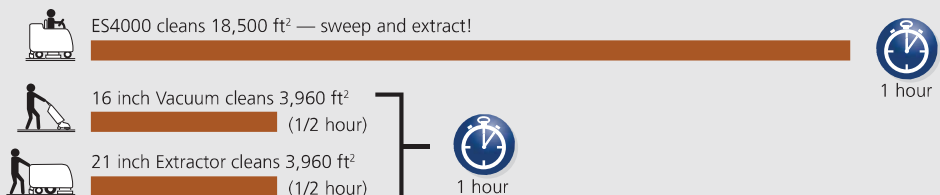


### Performance Features:

- Cleans a 28 inch wide path; maneuverable through standard 36 inch doorways
- Superior turning, visual and clearance ability. The ES4000 turns within a 63 inch (160 cm) radius
- Dry Sweep Mode with vacuum suction, dust misting and two-stage filtration. Dust misting captures dust and eliminates the need for dust bags. Dry Sweep up to 35,000 sq. ft. per hour
- Interim Mode allows cleaned carpet to be dry and ready for use in less than 30 minutes. Extract up to 14,000 sq. ft. per hour – a 400% improvement over walk-behind extractors
- Pre-Treat Mode using any Green certified products from pre-spray to encapsulates. Pre-treat up to 21,000 sq. ft. per hour
- Restorative Extraction Mode deep cleans carpet, up to 7,000 sq. ft. per hour
- At just 65 dB A, the ES4000 is no louder than a person speaking; This makes daytime cleaning possible without disturbing facility occupants



### ES4000 Increases Productivity Up To 400%



Intuitive One-Touch™ controls for all cleaning and operational functions are at your fingertips. Extraction speed and detergent solution flow automatically adjust.

One-Touch Dry Sweep Mode

One-Touch Extraction Mode



One-Touch chemical application system



- Onboard detergent metering eliminates the need for pre-mixing solution and reduces chemical costs and environmental impact
- Refillable cartridges are interchangeable with your choice of chemicals, including pre-spray, detergent, and encapsulates
- The ES4000 Total Carpet Care System has received CRI-SOA certification



## The Total Carpet Care Solution for:

- Airports and Transportation Terminals
- Hotels and Hospitality Centers
- Casinos, Theaters and Entertainment Facilities
- Convention Centers and Ballrooms
- Government and Military Buildings
- Building Service Contractors
- Healthcare Facilities
- Educational Facilities



*The ES4000 gives you the versatility to care for your carpeted surfaces according to your facility's cleaning requirements — from daily touch ups of high traffic areas, to interim cleaning, to periodic deep restorative extraction.*

## ES4000 Specifications

Solution System	
Solution Capacity	28 gal
Solution Pump	100 psi diaphragm demand
Flow Rates	0.1 gpm (dry sweep mode) 0.3 gpm (interim mode) 0.9 gpm (pre-treat mode) 0.8 gpm (restorative mode)
Recovery Capacity	28 gal
Vacuum System	
Vacuum Motor	Dual 3 stage bypass
Airflow	90 cfm
Waterlift	67 in H <sub>2</sub> O
Vacuum Shoes	Dual pivoting laminar flow 40 lb down pressure
Brush System	
Cleaning Path	28 in Dual counter rotating brushes
Brush Motors	Dual 0.5 hp (373 W)
Brush Speed	900 RPM
Sound Level	65 dB A IEC 60704-1
Electrical System	
Electrical System	24 V 4 X 6 V batteries
Drive Motor	1.05 hp (780 W)
Machine Speed	3.91 mph (6.3 kph) transport 3.12 mph (4.8 kph) dry sweep 275 ft/min (dry sweep mode) 100 ft/min (interim mode) 150 ft/min (pre-treat mode) 50 ft/min (restorative mode)
Maximum Coverage Per Tank	21,778 sq ft (interim mode) 4,078 sq ft (restorative mode)
CRI Approval	Yes
Machine Dimensions	L 61 in x W 27.5 in x H 51.7 in (61 cm X 70 cm X 131 cm)
Machine Weight	587 lb (266 kg) without batteries 1,447 lb (656 kg) with batteries and full tank
Turning Radius	62.5 in (1.59 m)
Accessories and Options	Armrests Warning Beacon 15 foot Hose Light Duty Wand Heavy Duty Wand AquaWand Seat Belt



Specifications are subject to change without notice.



©2012 Nilfisk, Inc. Form L3237A 12-14-12



[www.advance-us.com](http://www.advance-us.com)






# THE SEQUEL IS NEVER THIS GOOD.

The new cordless  
GoFree® Flex Pro II from ProTeam.

**New motor, new runtimes & lighter weight.**

ProTeam®



## BOOST PRODUCTIVITY

You've never cleaned like this before.

With a high/low power switch and two battery options, the new GoFree Flex Pro II brings greater versatility and comfort to professional cleaners. By cleaning at a rate **30% faster** than a corded backpack cleaners. By cleaning at a rate **5x faster** than an upright vacuum, the GoFree Flex Pro II will save you time and money. Created by the company with more than three decades of experience in productive, durable, clean-air vacuums.

**FREEDOM OF MOVEMENT**  
FlexFit® articulating harness is responsive to the motion of your shoulders, back and hips—increasing comfort and reducing fatigue

**NOTICEABLY QUIETER**  
Only 63.9 dBA (low) and 65.9 dBA (high)

**BRUSHLESS MOTOR**  
With no carbon brushes to change, the motor has a longer life and emits no carbon dust

**HIGH/LOW SETTINGS**  
Conserve runtime by tackling routine cleaning on low, then switch to high for deep cleaning

**CLEAN AIR BACKPACK**  
ProLevel Filtration system, featuring multiple levels of filters, helps reduce allergens in the indoor environment

ProTeam is a proud partner of the American Lung Association.

**EASY TO READ CHARGE STATUS**  
Lit display allows you to see charge levels



**LIGHTWEIGHT BATTERY OPTION**  
Clean with the longest runtime, approx. 101 mins. on low with 12 Ah or go lightweight with the 6 Ah battery with shorter total runtime



**TWO BATTERY OPTIONS**  
6 Ah or 12 Ah



**HIGH/LOW POWER SWITCH**  
High - High Traffic, Deep Clean  
Low - Daily Clean



**LIGHTWEIGHT**  
15.5 lbs. (6 Ah)  
17.5 lbs. (12 Ah)

American Lung Association

We Support Healthy Air | Lung.org

The American Lung Association does not endorse product, device or service.



# CORDLESS CLEANING



Lightweight cordless vacuums set you free from restrictions. Without the potential tripping hazard of a cord, vacuuming is safer and easier. Cordless vacuums eliminate time-consuming cord management tasks and allow you to take the most efficient path through a space.

	GoFree Flex Pro II	
Motor Airflow	58 CFM (low)   65 CFM (high)	
Static Lift	67 in. (low)   81 in. (high)	
Power	36 VDC / 240 W (low)   345 W (high)	
Decibel	63.9 dBA (low)   65.9 dBA (high)	
Capacity	6 qt. / 6.6 L	
ProLevel Filtration® w/ Four Levels of Filtration	1054 sq. in total area	
*ProLevel Filtration System with HEPA Media	Captures 99.72% at 0.3-.5 microns per ASTM F3150	
Battery Type	Lithium Ion	
Certification	UL Listed to US and Canadian safety standards.	
	6 Ah	12 Ah
Approx. Runtime	50 min. (low) 35 min. (high)	101 min. (low) 73 min. (high)
Approx. Full Charge Time	1.5 hrs.	3 hrs.
Minimum Charge Cycles	500	850
Weight	15.5 lbs.	17.5 lbs.
Warranty	3 yrs - parts, labor 2 yrs - motor and charger 1 yr - battery Lifetime - molded body parts	3 yrs - parts, labor 2 yrs - motor, battery & charger Lifetime - molded body parts

CFM = Cubic Feet per Minute    dBA = A-Weighted Decibel Value    Ah = Amp Hours

SPECIFICATION CALCULATIONS ARE BASED ON AVERAGE MOTOR PERFORMANCE.

\*The filtration value of ProTeam's ProLevel Filtration System in this vacuum is achieved by the use of a multi-stage filtration system, including intercept micro filter, micro cloth filter, plastic cage with foam filter, and post-motor filter made from HEPA media, as tested per ASTM F3150.





# GoFree<sup>®</sup> Flex Pro

WORK WITHOUT RESTRICTIONS

Approx. 75 minutes of runtime - Our longest runtime yet brings unparalleled productivity.



# THE FUTURE OF EFFICIENCY IS HERE

Unequaled Comfort in a Battery Powered Backpack Vacuum



**BETTER BALANCE**  
move more confidently and comfortably with our lightest cordless unit

**LIGHTWEIGHT**  
at only 18 pounds, the GoFree Flex Pro is one of the lightest backpacks on the market

**LONGER-LASTING BATTERY PERFORMANCE**  
Lithium Ion battery and control circuit for state-of-the-art performance

**NOTICEABLY QUIETER**  
only 63.7 dBA

**FREEDOM OF MOVEMENT**  
articulating FlexFit harness is responsive to the motion of the users' shoulders, back and hips—increasing comfort and reducing fatigue

**CORDLESS CONVENIENCE**  
set yourself free from the restriction of a cord and eliminate cord management tasks

**REDUCED EMISSIONS**  
easy access post-motor, HEPA media filters capture and contain microscopic particulate and carbon motor dust

# THE MOVEMENT IS HERE

You've never cleaned like this before.

The enhanced GoFree® Flex Pro with new state-of-the-art Lithium Ion battery and approximate **75-minute runtime**. The GoFree Flex Pro cordless backpack vacuum now cleans **30% faster** than a corded backpack and **5x faster** than an upright vacuum. Durable, reliable, and more comfortable than ever, the GoFree Flex Pro provides ultimate cleaning freedom.



**FAST CHARGE**  
battery reaches optimum charge in just 2.5-3 hours so you can get up and GoFree again and again

**LONGER RUNTIME**  
no other battery backpack compares to the GoFree's approximate 75-minute runtime

**EASY-TO-READ CHARGE STATUS**  
a lighted display allows you to see charge levels on-the-go

# JOIN THE MOVEMENT

## New and Improved

The enhanced GoFree Flex Pro is one of the lightest battery backpacks on the market and includes an upgraded FlexFit® Articulating Harness. Thicker back and shoulder pads create more comfortable contact points, so cleaners can vacuum longer with greater comfort. Easy adjustments allow for an ergonomic fit on a wide range of body types.

Suited to challenging environments, the GoFree Flex Pro cleans stairwells, high places, and around obstacles without tethering the cleaner to the nearest outlet. In high-traffic areas or 24-hour facilities, the GoFree Flex Pro can move among building occupants without presenting a tripping hazard. Running at only 63.7 decibels, it cleans without disturbing conversations nearby.

## FREEDOM OF MOVEMENT



	GoFree Flex Pro
Airflow	78 CFM
Static Lift	54 in
Power	360 W, 36 Volts DC
Decibel	63.7 dBA
Capacity	6 qt. / 6.6 L
ProLevel Filtration™	1054 sq. in total area
Warranty	3 years - parts, labor 2 years - motor, battery & charger Lifetime - molded body parts
Battery Type	Lithium Ion
Charge Cycles	up to 850
Certification	UL Listed to US and Canadian safety standards.
Weight	18 lbs.
Approx. Runtime	75 min.
Approx. Charge Time	2.5 - 3 hrs to full charge

PERFORMANCE SPECS BASED ON MOTOR SPECS



# NEW ProBlade® Floor Tools

The ProBlade floor tools and straight telescoping wand have improved ergonomics and a more intuitive setup. The new tools boost vacuuming efficiency and worker satisfaction.



107527 ProBlade Carpet Floor Tool

107528 ProBlade Hard Surface Floor Tool

## Ideal Use:

- Low to Medium Pile Carpeting
- Hard Surface Flooring
- Above the Floor



ERGONOMIC



PRODUCTIVE



MANEUVERABLE



Carpet



Hard Surface

When used with the straight telescoping wand, the user twists at the hips, making minimal upper body movements and using less energy while vacuuming. Available for both carpet and hard surfaces, the ProBlade floor tool distributes suction evenly across its width for more efficient debris pickup. The straight telescoping wand quickly adjusts to be comfortable for users of various heights.

### Optional Tools:

- 107527 ProBlade Carpet Floor Tool
- 107528 ProBlade Hard Surface Floor Tool
- 107529 Straight Telescoping Wand

### Optional Kits:

- 107530 ProBlade Carpet Tool Kit
- 107531 ProBlade Hard Surface Tool Kit
- 107532 ProBlade Carpet Tool & ProBlade Hard Surface Tool Kit



## ProTeam Super Coach Pro<sup>®</sup> 6/10

Designed for comfort and a new level of maneuverability.



# THE NEW SHAPE OF CLEAN



The new triangular shape, combined with ProTeam's innovative articulating FlexFit® harness, have resulted in a vacuum that feels more like a part of your body. The load of the backpack is distributed to the natural center of gravity, so you have better balance no matter how you move.



**LESS FATIGUE**  
redesigned FlexFit harness makes vacuum feel lighter and more comfortable

**TRIANGULAR SHAPE**  
conforms to the back for a closer fit—reduces accidental contact with walls and doorways

**WEIGHT DISTRIBUTION**  
innovative FlexFit harness distributes weight evenly for lighter feel

**STAY COOLER**  
open weave FlexFit harness allows any heat to dissipate during operation

**FREEDOM OF MOVEMENT**  
articulating FlexFit harness is responsive to the motion of the user's shoulders, back and hips—increasing comfort and reducing fatigue

**NOTICEABLY QUIETER**  
only 65.8 dBA

**IMPROVED BALANCE**  
pivoting ball joint distributes the weight to the natural center of gravity

**REDUCED EMISSIONS**  
easy access post-motor filter made from HEPA media captures and contains microscopic particulates and carbon motor dust

**EASIER FILTER BAG INSPECTION**  
quick-release, die cast latches improve filter compartment seal

**"The new shape and harness make it more comfortable."**  
ADOLFO DEPAZ | SEATTLE, WASHINGTON

**"Very smooth and easy to handle."**  
TOM DULLAGHAN | ALBANY, NEW YORK

**"The suction is better – this vacuum is more powerful."**  
JOSE PADILLA | SAN DIEGO, CALIFORNIA

**"Feels lightweight, love adjustable wand."**  
ELTON CROMEDY | SCHENECTADY, NEW YORK

# JOIN THE MOVEMENT

## Taking Clean in New Directions

More than 30-years ago, ProTeam gave the industry backpack vacuums and the freedom to clean without boundaries. Gone were the common restrictions of space and maneuverability. Then, after years devoted to improving power and filtration, ProTeam engineers once again turned their attention to ergonomics.

ProTeam knows that when cleaning pros feel better physically, they're more productive, and when their movement is less restricted they can clean better with less effort. The result is a new generation of backpack vacuums that are unequaled in maneuverability and comfort.



## NEXT GENERATION OF CLEAN



\*The filtration value of ProTeam's ProLevel Filtration System in this vacuum is achieved by the use of a multi-stage filtration system, including intercept micro filter, micro cloth filter, plastic cage with foam filter, and post-motor filter made from HEPA media, as tested per ASTM F3150.

	ProTeam Super Coach Pro	
Motor Airflow	153 CFM	
Static Lift	91 in	
Power	1108 W	
Amperage	9.5 A	
Decibel	69.7 dBA	
Warranty	3 years - parts, labor, motor Lifetime - molded body parts	
	SCP 6	SCP 10
Weight	11.6 lbs / 5.25 kg	12 lbs / 5.44 kg
Capacity	6 qt. / 6.6 L	10 qt. / 11 L
ProLevel Filtration® w/ Four Levels of Filtration	1054 sq. in total area	1372 sq. in total area
*ProLevel Filtration System with HEPA Media	Captures 99.63% at 0.3-5 microns per ASTM F3150	Captures 99.84% at 0.3-5 microns per ASTM F3150

PERFORMANCE SPECS BASED ON MOTOR SPECS



[proteam.emerson.com](http://proteam.emerson.com)





# ProTeam AviationVac®

106542\* AviationVac w/  
Aviation 1½" Tool Kit #1 (106502)

Designed exclusively for the transportation industry, the AviationVac utilizes the same 400 Hz power system used on transport vehicles without the need for bulky adapters. The lightweight wand and ergonomic backplate provide a highly efficient tool for cleaning up in a hurry.



**AIRPLANE**



**CLEANING FOR HEALTH**



**MANEUVERABLE**

## Specifications

Weight:	10 lbs./4.5 kg
Motor Airflow:	106 CFM
Static Lift:	82 in.
Motor:	864 W/7.2 A
Decibel:	68 dBA
Capacity:	6 qt./6.6 L
ProLevel Filtration® w/Four Levels of Filtration:	676 sq. in. total area

## Limited Warranty

3 years parts, labor and motor on vacuum  
Limited lifetime on molded body parts

## \*STANDARD CONFIGURATION

One-Piece, Two-Bend Aluminum Wand     3" Dust Brush  
12" Aluminum Gulper Floor Tool         17" Crevice Tool  
5" Upholstery Tool

## OPTIONAL CONFIGURATIONS

103024 w/Aviation 1¼" Tool Kit #2 (103222)  
107155 w/Xover® Performance Telescoping Wand Tool Kit C (107099)

## RELATED PRODUCTS

100431 Intercept Micro Filters, 10/pk (open collar)  
106995 Intercept Micro Filters, 10/pk (closed collar)

Specification calculations are based on average motor performance.